


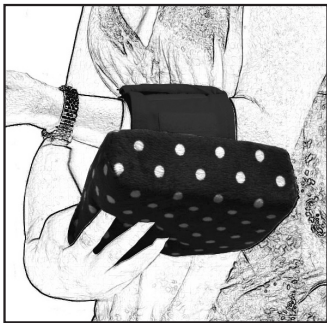
Baby-BeeHaven Dream Feeder can be used with or without arm cuff fastener.




1 Simply remove adjustable cloth cuff from pillow portion of Dream Feeder, insert left or right arm and pull fabric through loop.



2 Secure cuff around arm with hook and loop fasteners for a snug fit.



3 Attach memory foam arm cushion to Velcro-like surface of arm cuff to prevent slipping.



4 Rest baby's head on soft, memory foam pillow while cradling baby in your arms in either a sitting or standing position. Dream feeder pillow can also be used without baby for a soft, cushy arm rest.



5 Pillow can be used to rest baby's head on a flat surface without arm cuff attached. Avoid contact of Velcro-like material to baby's head or clothing to prevent irritation or snagging of material.

! CAUTION

NOTICE: THIS ARTICLE MEETS THE FLAMMABILITY REQUIREMENTS OF CALIFORNIA 117. CARE SHOULD BE EXERCISED NEAR OPEN FLAME OR WITH BURNING CIGARETTES. FOAM IS HIGHLY FLAMMABLE. ONCE IGNITED IT WILL BURN RAPIDLY CONSUMING OXYGEN.

POSSIBLE SUFFOCATION HAZARD!

Never allow baby to fall asleep on the Dream Feeder. Do not allow baby to lie face down on the Dream Feeder. Intended only for use in stroller. Do not use in crib, bassinet, cradle, or bed. Do not use for sleeping. Never leave child unattended in stroller. Always follow stroller manufacturer's recommendations. Always use safety harness provided by and according to original product manufacturer's instructions. For back position rest only! Improper use of this product could result in injury or death.

WARNING: THE PLASTIC BAG IS NOT A TOY, TO AVOID DANGER OF SUFFOCATION KEEP AWAY FROM BABIES AND CHILDREN. DO NOT USE OR LEAVE IN CRIBS, STROLLERS, BED PLAYPENS OR OTHER AREAS EASILY ACCESSIBLE TO SMALL CHILDREN.

MADE IN CHINA

Lining Side A: **100% Polyester**

Lining Side B: **100% Cotton**

Sponge Memory Foam:

Intertek test #WUX00194368

PATENT PENDING BABY-BEEHAVEN LLC.

Distributed by:
Baby-Beehaven LLC., Surfside, FL
info@baby-beehaven.com

CARE AND MAINTENANCE

Machine wash warm band separate, with fasteners closed.
Hand wash pillow separately with cold water.
Do not iron. Do not dry clean

